

REBOTZ

REBOOTED ROBOTS//

HALFPIPE


THE SHREDDING
SKATER ROBOT

Radical!

I skate with a
broom and an
umbrella.



Kit Contents



- 1 Right arm
- 2 Left arm
- 3 Head
- 4 Umbrella
- 5 Broom
- 6 Motor module
- 7 Rubber caps (2)
- 8 Wheels (4)
- 9 Skateboard
- 10 Sticker sheet (not pictured)

Do you have any questions?


Our tech support team will be glad to help you!

USA: support@thamesandkosmos.com or 1-800-587-2872

UK: support@thamesandkosmos.co.uk or 01580 713000

THE YEAR IS 2583.

CENTURIES OF ENVIRONMENTAL POLLUTION HAVE MADE EARTH UNINHABITABLE. HUMANITY HAS BEEN FORCED OUT INTO THE VAST EXPANSE OF SPACE ...



... BUT THE PLANET HAS NOT BEEN COMPLETELY DESERTED!

THEY CALL THEMSELVES ...

REB
REBOOT




SCOOTZ
THE CRANKY
CRAWLING ROBOT

POGO
THE JAMMIN'
JUMPING ROBOT

SOME COURAGEOUS AND LONELY ROBOTS HAVE BEEN LEFT BEHIND. THEY ROAM THE WASTELANDS IN SEARCH OF SPARE PARTS AND FELLOW ROBOTS. TOGETHER, THEY BRAVE THE DANGERS OF THIS RAVAGED WORLD.

THEY SURVIVE BY USING THE SCAVENGED PARTS TO PERFORM MAKESHIFT REPAIRS AND UPGRADES ON THEMSELVES.

Botz
ED ROBOTS//



HALFPIPE
THE SHREDDING
SKATER ROBOT


KNOX
THE WACKY
WALKING ROBOT

SAFETY INFORMATION



WARNING! Not suitable for children under 3 years. Choking hazard — small parts may be swallowed or inhaled. Keep packaging and instructions as they contain important information.

SAFETY FOR EXPERIMENTS WITH BATTERIES



- An adult should insert and change the battery.
- To operate the model, you will need three AAA (1.5-volt, LR03) batteries, which could not be included in the kit due to their limited shelf life.
- Avoid a short circuit of the battery. A short circuit can cause the wires to overheat and the battery to explode.
- Different types of batteries or new and used batteries are not to be mixed.
- Do not mix old and new batteries.
- Do not mix alkaline, standard (carbon-zinc), or rechargeable (nickel-cadmium) batteries.
- Batteries are to be inserted with the correct polarity (+ and -). Press them gently into the battery compartment (figure 1 above).
- Always close the battery compartment with the lid.
- Non-rechargeable batteries are not to be recharged. They could explode!
- Rechargeable batteries are only to be charged under adult supervision.
- Rechargeable batteries are to be removed from the toy before being charged.
- Exhausted batteries are to be removed from the toy.
- The supply terminals are not to be short-circuited.
- Dispose of used batteries in accordance with environmental provisions, not in the household trash.
- Avoid deforming the batteries.


Notes on Disposal of Electrical and Electronic Components:

The electronic components of this product are recyclable. For the sake of the environment, do not throw them into the household trash at the end of their lifespan. They must be delivered to a collection location for electronic waste, as indicated by the following symbol: Please contact your local authorities for the appropriate disposal location.

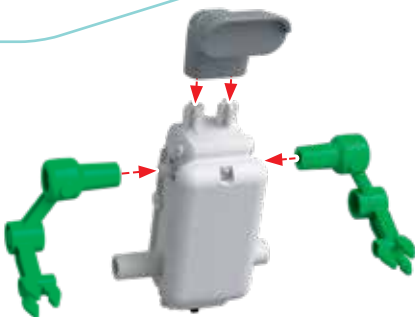


REBOT ASSEMBLY: 1 OF 2


1



2


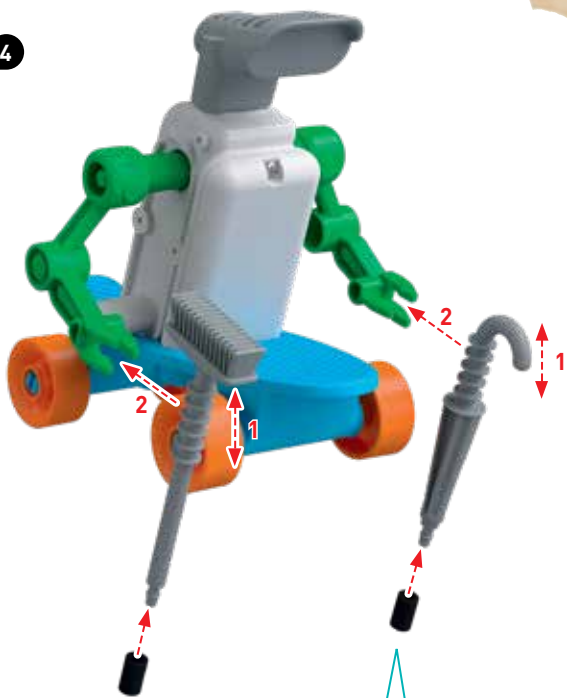


3



REBOT ASSEMBLY: 2 OF 2

4



EXPERIMENTS

1. You can also arrange Halfpipe's arms in a staggered position so that it zig zags.

1



2. You can experiment with changing the height of the broom and umbrella in Halfpipe's hands. The higher up on the handle Halfpipe holds each part, the higher up it will be lifted as it moves.

2



COMBINE REBOTZ

ReBotz parts can be swapped with one another, allowing you to invent your own new and wacky ReBotz combinations. You can see a few ideas for this by scanning the QR code here with help from a parent or other adult.



STICKERS



Here's an example of how to decorate your ReBot with the included stickers.



©2021 Franckh-Kosmos Verlags-GmbH & Co. KG, Pfizerstrasse 5-7, 70184 Stuttgart, Germany

This work, including all its parts, is copyright protected. Any use outside the specific limits of the copyright law is prohibited and punishable by law without the consent of the publisher. This applies specifically to reproductions, translations, microfilming, and storage and processing in electronic systems and networks. We do not guarantee that all material in this work is free from other copyright or other protection.

Project management and text: Jonathan Felder

Technical product development: Björn Stolpmann

Design concept for instructions: Atelier Bea Klenk, Berlin

Layout for instructions: Komuniki, Würzburg

Packaging design concept: Peter Schmidt Group, Hamburg

Packaging layout: Studio Gibler, Stuttgart

Pictures for instructions: argfx, St. Ulrich am Waasen; Jamie Duplass (all tapes)

Packaging pictures: Aydt Design, Pforzheim

Comic: Daniel Alles, Hamburg

1st English Edition © 2021 Thames & Kosmos, LLC, Providence, RI, USA

Thames & Kosmos® is a registered trademark of Thames & Kosmos, LLC.

Editing: Ted McGuire; Additional Graphics and Layout: Dan Freitas

Distributed in North America by Thames & Kosmos, LLC. Providence, RI 02903

Phone: 800-587-2872; Web: www.thamesandkosmos.com

Distributed in United Kingdom by Thames & Kosmos UK LP. Cranbrook, Kent TN17 3HE

Phone: 01580 713000; Web: www.thamesandkosmos.co.uk

We reserve the right to make technical changes.

Printed in China/Imprimé en Chine